

KEY STAGE 4 RESULTS 2023

The Children's Hospital School are incredibly proud of their GCSE results and the hard work, dedication and resilience that our students have shown despite their medical needs and personal daily challenges.

Below is a summary of our GCSE results. For a more detailed report please contact the school who will be able to provide you with a copy of the Exams 2023 Report.

In a small cohort, one student represents a large percentage. The profile of students can change dramatically year on year. Students at Children's Hospital School do not all take the same GCSE subjects and number of qualifications – students are entered for GCSE based on their individual needs with their health being paramount.

This year students took examinations, again closer to pre-pandemic arrangements. Grading was also back to pre-pandemic levels.

GCSE Outcomes

The table below shows the percent of 9 to 4 and 9 to 1 achieved in GCSE subjects, for Year 11, offered at Willow Bank. They are compared with the national performance in those subjects.

Grades 9 – 1

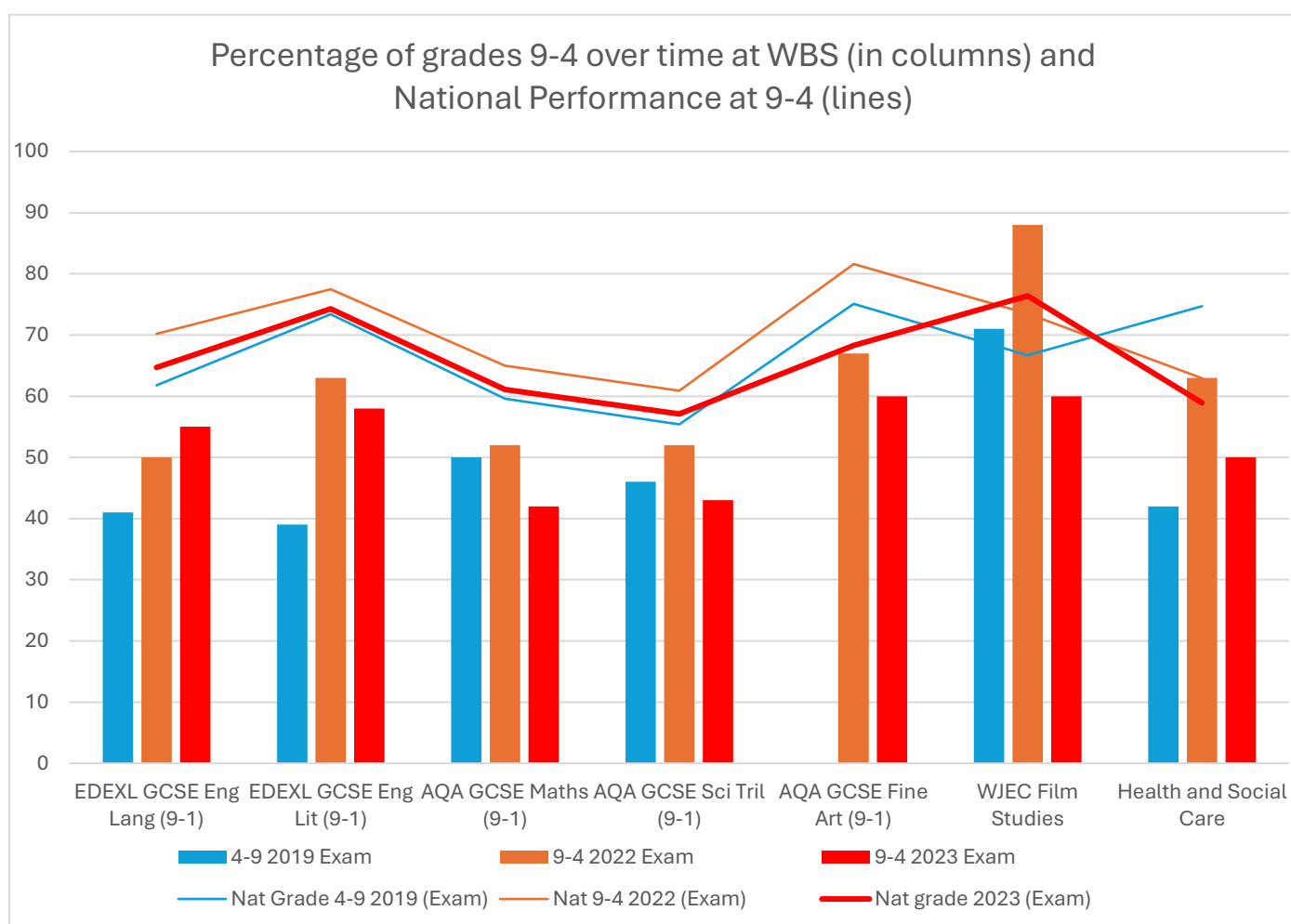
Subject	Willow Bank Students Grades 9 to 1 (cumulative %)	National Performance Grades 9 to 1 (cumulative %)
English	100	98.1
English Literature	100	98.1
Mathematics	100	97.4
Science: Double Award	100	97.2
Art and Design Subjects	100	98.2
Media / Film / TV Studies	100	99.5
All Subjects	100	98

Grades 9 – 4

Subject	Willow Bank Students Grades 9 to 1 (cumulative %)	National Performance Grades 9 to 1 (cumulative %)
English	55	64.7
English Literature	58	74.3
Mathematics	42	61.1
Science: Double Award	43	57.1
Art and Design Subjects	60	68.3
Media / Film / TV Studies	60	76.4
Health & Social Care	50	58.9
All Subjects	58	68.2

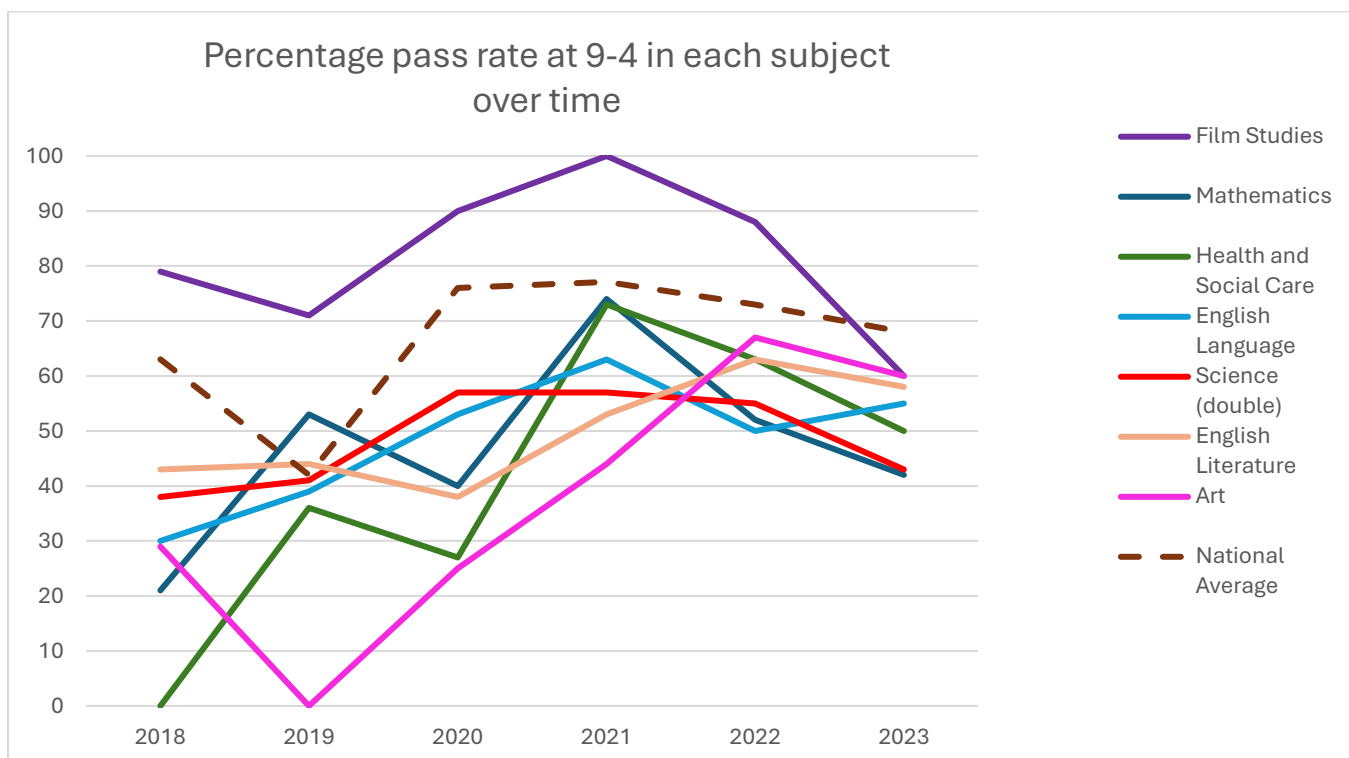
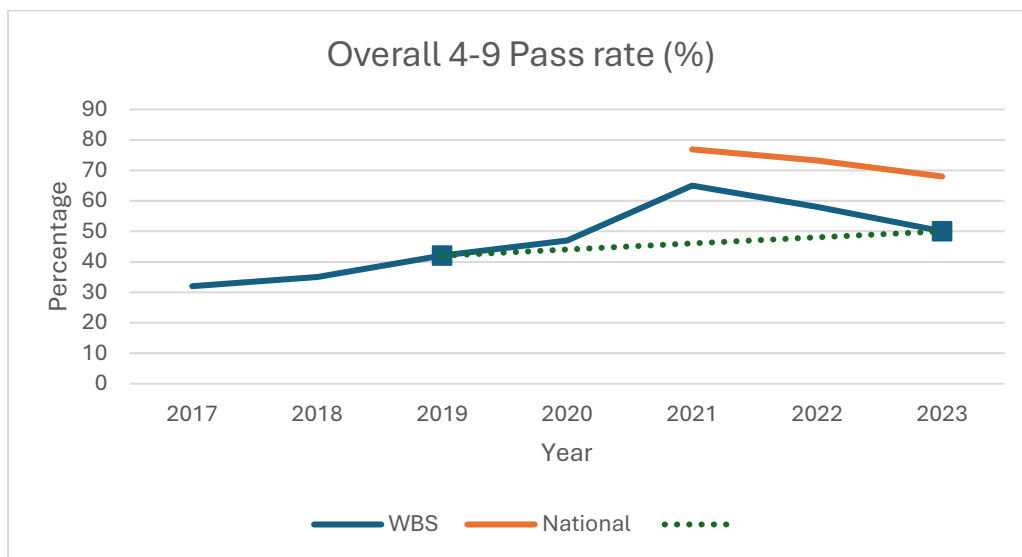
Grades 9 – 7

Subject	Willow Bank Students Grades 9 to 1 (cumulative %)	National Performance Grades 9 to 1 (cumulative %)
English	16	16.3
English Literature	4	21
Mathematics	3	17.5
Science: Double Award	3	8.9
Art and Design Subjects	10	19.3
Media / Film / TV Studies	10	24.2
Health & Social Care	0	16.1
All Subjects	6	22



GCSE Pass Rate

The percentage of GCSEs that were passed at 4 (standard pass) has fallen over the last two years. The drop last year was expected and matched the drop in the national performance. This year there has been a further drop in school and nationally, though results remain higher than 2019.



This chart shows the 9 - 4 pass rate in each subject, showing that results this year are clustered below the national average in all subjects.

Results of note is the improvement in **Art** (pink line) has been sustained and that results in **English Language** (Blue) have improved.

Vocational Results 2023

In addition to GCSEs students were able to access additional qualifications. All these qualifications help to offer a broad curriculum to CHS students. They can be especially useful for ensuring students who, through illness have missed too much to contemplate a GCSE entry, are able to achieve some form of qualification in order to ensure a future pathway.

Qualification	No of Entries	Pass rate	Number of Results		
			Level 2	Level 1	Entry Level
BCS Level 1 Award in IT	4	100%		4 passes	
BCS Level 2 EDCL	7	100%	7 passes		
Award in Mathematics: Number and Measure	8	88%		7 passes	
Functional Skills English	3	100%			EL 2 - 2 passes EL 3 - 1 pass
Functional Skills Maths	9	100%		6 passes	EL 1 - 2 passes EL 2 - 6 passes EL 3 - 1 pass
Arts Award	4	100%		4 passes	