




Willow Bank School


Year 11 Yellow Green

Independent Learning Plans


English	Maths	Science	Computing
<p>Macbeth and An Inspector Calls</p> <ul style="list-style-type: none"> □ Create some revision notes on your phone for A Christmas Carol □ Create some revision notes on your phone for Macbeth □ Cast the film version of A Christmas Carol (give reasons for each choice) □ Storyboard the opening battle from Macbeth from the Captain's description in Act 1 Scene 2 □ Record a voice note of 5 key quotes from Macbeth connected to nature 	<ul style="list-style-type: none"> □ Fact file for famous mathematician: Robert Recorde □ 3 x set MathsPad tasks <ul style="list-style-type: none"> ○ 1 ○ 2 ○ 3 □ Create a revision poster or flashcards on: Negative numbers □ Find out the etymology of the following key terms: area, perimeter, volume □ Puzzle: Multiplication square jigsaw 	<ul style="list-style-type: none"> □ Biology: Make a model of an animal and plant cell using household items □ Chemistry: Use the RSC periodic table and identify uses of 10 elements □ Physics: Identify six energy transfers in household items □ Seneca: Complete the set tasks and explore further relevant activities if you want to. □ Revision guide: Complete knowledge, retrieval and practice questions in revision book. 	<p>Homework 1</p> <ul style="list-style-type: none"> □ Access the Cisco Network Academy and complete the module on common cyber-system threats, attacks and vulnerabilities. <p>Homework 2</p> <ul style="list-style-type: none"> □ Access the quizz site and answer 13 questions on IT security.


Art	Film Studies	Health and Social Care	PSHE
<p><input type="checkbox"/> You will be starting your sustained projects and homework tasks will be a continuation of course work.</p> <p>You should make sure that:</p> <ul style="list-style-type: none"> • All work in your portfolio is up to date and there are no incomplete drawings. This might even mean going back over some of your year 10 work. • All your annotation is completed and think about where you might be able to add drawn annotation. • You have actioned all the QR codes in your sketch book. 	<p>Controlled assessments</p> <p><u>Screenplay and shooting script</u></p> <ul style="list-style-type: none"> <input type="checkbox"/> Once you have chosen a genre for your screenplay go online and research it in greater detail – compile a list of at least 10 important (or celebrated) films from your genre. <input type="checkbox"/> Once you have selected a genre for your screenplay – watch AT LEAST 3 IMPORTANT FILMS from this genre in preparation for your controlled assessment tasks. <ul style="list-style-type: none"> ○ 1 ○ 2 ○ 3 <input type="checkbox"/> Watch the “Best Shots of all time - Part 1” (by Cinefix) on Youtube. Which was your favourite shot from their selection? Why did you prefer it to the others? Write a brief explanation. 	<ul style="list-style-type: none"> <input type="checkbox"/> Make revision cards for the key aspects of the following legislation: <ul style="list-style-type: none"> ➤ Data Protection Act 2018 ➤ Human Rights Act 1998 ➤ Equality Act 2010 ➤ Health and Social Care Act 2012 ➤ Care Act 2014 <input type="checkbox"/> Do a good deed in your community. For example; give to the food bank, help at a soup kitchen, help an elderly person with their shopping, offer to put your neighbours bins out. Can be anything kind 😊 <input type="checkbox"/> Create a resource that could be given to service users in a care home around Safeguarding and what duty of care means. <input type="checkbox"/> Make revision cards for the care values and how they can be applied across settings. 	<p>Core Theme 3: Living in the Wider World</p> <ul style="list-style-type: none"> <input type="checkbox"/> Think about your next steps in education and possible career options. <input type="checkbox"/> Talk to a parent/carer/trusted adult about your thoughts.

Autumn 2

English	Maths	Science	Computing
<ul style="list-style-type: none">□ Complete the 2017 Paper 1 Section A□ Complete the 2017 Paper 2 Section A□ Use the mark scheme to mark your 2017 Paper 1 Section A answers□ Use the mark scheme to mark your Paper 2 Section A answers	<ul style="list-style-type: none">□ Fact file for famous mathematician: Isaac Newton□ 3 x set MathsPad tasks<ul style="list-style-type: none">○ 1○ 2○ 3□ Create a revision poster or flashcards on: Time□ Find out the etymology of the following key terms: hour, minute, second□ Puzzle - Four Operations 	<ul style="list-style-type: none">□ Biology: Find two examples of foods that contain carbohydrates, protein, lipids and fibre□ Chemistry: Draw and label a diagram to show how bauxite is split using electricity□ Physics: Identify the power ratings of five household items and calculate the energy transferred in 10 minutes use□ Seneca: Complete the set tasks and explore further relevant activities if you want to.□ Revision guide: Complete knowledge, retrieval and practice questions in revision book	<p>Homework 1</p> <ul style="list-style-type: none">□ Identity Theft Worksheet – Complete the activity on how a person can prevent identity theft. <p>Homework 2</p> <ul style="list-style-type: none">□ Watch the revision videos available on Edmodo in preparation for the unit exam.


Art	Film Studies	Health and Social Care	PSHE
<p>You will be continuing with your sustained projects and homework tasks will be a continuation of course work.</p> <p>You should make sure that:</p> <ul style="list-style-type: none"> All work in your portfolio is up to date and there are no incomplete drawings. This might even mean going back over some of your year 10 work. All your annotation is completed and think about where you might be able to add drawn annotation. <p>You have actioned all the QR codes in your sketch book.</p>	<p>Controlled assessments</p> <p><u>Shooting script and evaluation</u></p> <ul style="list-style-type: none"> Go to the website rottentomatoes.com and read at least 3 reviews for the genre films you have watched in preparation for your 3rd controlled assessment. Share a copy of your completed screenplay with someone you trust and ask them to give you feedback. What did they like about the script? Did they guess what was going to happen? How might they have done it differently? Work on the completion of your controlled assessment folder. 	<ul style="list-style-type: none"> Find a Designated Safeguarding Lead at Willow Bank School and interview them about what it entails to be a Safeguarding Lead. Research Modern Slavery and write up what this means, finding an example of a News Article about it. Make revisions cards about how these legislations impact on safeguarding <ul style="list-style-type: none"> Children and Social Work Act Safeguarding Vulnerable Groups Act Equality Act Mental Capacity Act Care Act Watch the documentary about Coronavirus and the analyse the impact on the NHS. 	<p>Core Theme 3: Living in the Wider World</p> <ul style="list-style-type: none"> Arrange a visit to a post-16 provider for further study after year 11.

English	Maths	Science	Computing
<ul style="list-style-type: none"> □ Create some revision notes on your phone for A Christmas Carol □ Cast the film version of An Inspector Calls (give reasons for each choice) □ Past paper questions 	<ul style="list-style-type: none"> □ Fact file for famous mathematician: Dave Gorman □ 3 x set MathsPad tasks <ul style="list-style-type: none"> ○ 1 ○ 2 ○ 3 □ Create a revision poster or flashcards on: Vectors □ Find out the etymology of the following key terms: outcome, proportion, chance □ Puzzle: Estimating Correlation <div style="text-align: center; margin-top: 10px;">  </div>	<ul style="list-style-type: none"> □ Biology: Grow and nurture a plant from seed – speak to a staff member if you need some seeds □ Chemistry: Make a poster to show the differences between an exothermic and an endothermic reaction, incl. examples □ Physics: Write a letter to Homer Simpson explaining the risks associated with radiation and how he can stay safe at work □ Seneca: Complete the set tasks and explore further relevant activities if you want to □ Revision guide: Complete knowledge, retrieval and practice questions in revision book. 	<p>Homework 1</p> <ul style="list-style-type: none"> □ Motherboard components: Students to complete the activity on identifying the correct components on a motherboard. <p>Homework 2</p> <ul style="list-style-type: none"> □ PC Buyers guide: Students to complete the Desktop PC buyers guide write-up.

Art	Film Studies	Health and Social Care	PSHE
<p><input type="checkbox"/> Externally set task and exam preparation</p>	<p>Component 1 – Key developments in US Film</p> <p><u>Invasion of the Body Snatchers</u> <u>ET</u></p> <ul style="list-style-type: none"> <input type="checkbox"/> Read and reread your revision notes for “Invasion of the Body Snatchers” and “ET” – use these notes to create question and answer flashcards to help you with your exam preparations towards the end of the course. <input type="checkbox"/> Create a large format table or chart in which you explore the similarities and differences between the two films. There will be a question in the exam which asks you to undertake a similar task. <input type="checkbox"/> If you missed out on the class screenings of either “Invasion of the Body Snatchers” or “ET” – be sure to catch up by watching the films in your own time. 	<ul style="list-style-type: none"> <input type="checkbox"/> Prepare and create resources to support controlled assessments. <p>*Specific tasks will be set when controlled assessments are released.</p>	<p>Core Theme 3: Relationships</p> <p>Gangs</p> <ul style="list-style-type: none"> <input type="checkbox"/> Watch this video about gangs  <ul style="list-style-type: none"> <input type="checkbox"/> What do you think could be done to solve the problem of gangs?

Spring 2

English	Maths	Science	Computing
<ul style="list-style-type: none">☐ Targeted exam revision	<ul style="list-style-type: none">☐ Targeted exam revision	<ul style="list-style-type: none">☐ Chemistry: Produce a comic strip to show how the Earth's atmosphere has changed☐ Physics: Produce an approximate labelled distance time graph for your journey to school or another journey☐ Biology: Visit a park and look at the distribution of dandelions, daisies and grass. Describe and explain any patterns you see☐ Revision: RAG rate your revision guide contents page to help you prepare for revision☐ Seneca: Complete the set tasks and explore further relevant activities if you want to	<p>Homework 1</p> <ul style="list-style-type: none">☐ Revise and complete questions on data storage and the main differences between primary and secondary storage. <p>Homework 2</p> <ul style="list-style-type: none">☐ Watch the revision videos available on Edmodo in preparation for the unit exam

Art	Film Studies	Health and Social Care	PSHE														
<ul style="list-style-type: none"> □ Externally set task and exam preparation 	<p>Component 1 – Independent US Cinema (Section C)</p> <p style="text-align: center;"><u>Whiplash</u> <u>District 9</u></p> <ul style="list-style-type: none"> □ Read and reread your revision notes for “Whiplash” and “District 9” – use these notes to create question and answer flashcards to help you with your exam preparations towards the end of the course. □ Read through the pre release “specialist writing” material for “Whiplash”. Familiarise yourself with this information for the exam by rewriting it in your own words. □ If you missed out on the class screenings of either “Whiplash” or “District 9” – be sure to catch up by watching the films in your own time. 	<ul style="list-style-type: none"> □ Make revision cards for the PIES development for each lifestage; <ul style="list-style-type: none"> ➤ Infancy ➤ Childhood ➤ Adolescence ➤ Adulthood ➤ Later Adulthood □ Pick 3 of the life factors that could affect an individual and write about the ways it could affect their; <ul style="list-style-type: none"> ➤ Growth ➤ Development ➤ Health ➤ Well-being □ Create revision flashcards for the positive and negative impacts on the following; <table border="1" data-bbox="1066 948 1630 1209" style="width: 100%; border-collapse: collapse;"> <tbody> <tr> <td>Abuse</td> <td>Age</td> </tr> <tr> <td>Appearance</td> <td>Culture</td> </tr> <tr> <td>Education</td> <td>Emotional development</td> </tr> <tr> <td>Gender/sexuality</td> <td>Income</td> </tr> <tr> <td>Life experiences</td> <td>Relationships</td> </tr> <tr> <td>Social Media</td> <td>Stereotyping/discrimination</td> </tr> <tr> <td>Unconscious bias</td> <td></td> </tr> </tbody> </table> □ To create 3 ways to ensure better health when dealing with; <ul style="list-style-type: none"> ➤ Diet ➤ Smoking/drug use ➤ Influence of others 	Abuse	Age	Appearance	Culture	Education	Emotional development	Gender/sexuality	Income	Life experiences	Relationships	Social Media	Stereotyping/discrimination	Unconscious bias		<p>Core Theme 3: Living in the Wider World</p> <p style="text-align: center;">Revision Skills</p> <ul style="list-style-type: none"> □ Develop a revision plan to help manage your time. □ There are lots of excellent revision tips and ideas. Can you identify three that you will use/try? <div style="text-align: center;">  </div>
Abuse	Age																
Appearance	Culture																
Education	Emotional development																
Gender/sexuality	Income																
Life experiences	Relationships																
Social Media	Stereotyping/discrimination																
Unconscious bias																	

English	Maths	Science	Computing
<ul style="list-style-type: none"> <input type="checkbox"/> Targeted revision tasks 	<ul style="list-style-type: none"> <input type="checkbox"/> Targeted revision tasks 	<ul style="list-style-type: none"> <input type="checkbox"/> Revision: Produce mind maps or flash cards of one of your priority topics <input type="checkbox"/> Revision: Use YouTube to access Fuse School/ Cognito videos relating to your priority topics <input type="checkbox"/> Seneca: Complete the set tasks and explore further relevant activities if you want to <input type="checkbox"/> Revision guide: Complete knowledge, retrieval and practice questions in revision book 	<ul style="list-style-type: none"> <input type="checkbox"/> Access YouTube and watch the documentary 'A Brief History of the Internet', ready to answer questions in class. <input type="checkbox"/> Students to complete the Boolean search techniques activity. <input type="checkbox"/> Students to complete the networks and online safety homework on Seneca. <input type="checkbox"/> Students to watch the revision videos available on Edmodo in preparation for the unit exam

Film Studies	Health and Social Care	PSHE																				
<p>Component 2 – Exam Preparation</p> <p><u>Girlhood</u></p> <p><u>Submarine</u></p> <ul style="list-style-type: none"> □ Read and reread your revision notes for “Girlhood” and “Submarine” – use these notes to create question and answer flashcards to help you with your exam preparations... it is now the time to start using these flashcards... for all 6 films! □ Make sure you have seen all 6 examination films at least twice – if you have any problems finding any of the titles, Mr Pepper will be happy to help you with this. □ To get a good grade in Film Studies you must use specific examples from the films themselves. Watch and re-watch key scenes from all 6 films until you are very familiar with them. Make notes so that you are able to discuss mise-en-scene, cinematography, sound design and editing. 	<ul style="list-style-type: none"> □ Using the table explain how each setting can use the following headings to support people <table border="1" data-bbox="779 384 1395 564"> <thead> <tr> <th>Setting</th> <th>Active Participation</th> <th>Inclusion</th> <th>Resilience</th> <th>Self Concept</th> </tr> </thead> <tbody> <tr> <td>Hospital</td> <td></td> <td></td> <td></td> <td></td> </tr> <tr> <td>Care home</td> <td></td> <td></td> <td></td> <td></td> </tr> <tr> <td>Nursery</td> <td></td> <td></td> <td></td> <td></td> </tr> </tbody> </table> <ul style="list-style-type: none"> □ Create revision cards for how to measure and how to interpret data from: <ul style="list-style-type: none"> ➤ Blood pressure ➤ Peak flow ➤ BMI ➤ Waist/hip ratio □ To create a new promotional leaflet for one of the Health or Wellbeing Campaigns we have looked at. E.g. Anti-Bullying Week, Cycle to Work day, Mental health awareness. □ Create a timeline for how life events can affect an individual's PIES development through their life stages 	Setting	Active Participation	Inclusion	Resilience	Self Concept	Hospital					Care home					Nursery					<p>Core Theme 2: Living in the Wider World</p> <p>Relaxation during revision</p> <ul style="list-style-type: none"> □ Plan 15 minutes of relaxation into each day – you can do it all at once or divide it up e.g) 3 lots of 5mins. □ Relaxation ideas could include: walking, talking to a friend, colouring, reading, listening to your favourite music, yoga, meditation, drawing, cooking, knitting, playing a game, writing in a journal, playing with a pet etc □ Complete the schedule below with relaxation ideas you will enjoy: <p>My relaxation schedule:</p> <p>Monday Tuesday Wednesday Thursday Friday Saturday Sunday</p>
Setting	Active Participation	Inclusion	Resilience	Self Concept																		
Hospital																						
Care home																						
Nursery																						