




Willow Bank School


Year 11 Red Orange

Independent Learning Plans


English	Maths	Science	Computing
<p>Macbeth and An Inspector Calls</p> <ul style="list-style-type: none"> □ Create some revision notes on your phone for An Inspector Calls. □ Create some revision notes on your phone for Macbeth. □ Cast the film version of An Inspector Calls (give reasons for each choice). □ Storyboard the opening battle from Macbeth from the Captain's description in Act 1 Scene 2. □ Record a voice note of 5 key quotes from Macbeth connected to Nature. 	<ul style="list-style-type: none"> □ Fact file for famous mathematician: Katherine Johnson. □ 3 x set MathsPad tasks. <ul style="list-style-type: none"> ○ 1 ○ 2 ○ 3 □ Create a revision poster or flashcards on: Bearings. □ Find out the etymology of the following key terms: congruence, similarity, bearing. □ Puzzle: Multiplication square jigsaw 	<ul style="list-style-type: none"> □ Biology: Make a model of an animal and plant cell using household items. □ Chemistry: Use the RSC periodic table and identify uses of 10 elements. □ Physics: Identify six energy transfers in household items. □ Seneca: Complete the set tasks and explore further relevant activities if you want to. □ Revision guide: Complete knowledge, retrieval and practice questions in revision book. 	<p>Homework 1</p> <ul style="list-style-type: none"> □ Word Processing Module - Software features homework – students complete the table comparing software features and correctly label the tools available in the ribbon. <p>Homework 2</p> <ul style="list-style-type: none"> □ Advanced formatting techniques and Preparing outputs - students to complete the homework task posted on Edmodo.


Art	Film Studies	Health and Social Care	PSHE
<p><input type="checkbox"/> You will be starting your sustained projects and homework tasks will be a continuation of course work.</p> <p>You should make sure that:</p> <ul style="list-style-type: none"> • All work in your portfolio is up to date and there are no incomplete drawings. This might even mean going back over some of your year 10 work. • All your annotation is completed and think about where you might be able to add drawn annotation. • You have actioned all the QR codes in your sketch book. 	<p>Controlled assessments</p> <p><u>Screenplay and shooting script</u></p> <ul style="list-style-type: none"> <input type="checkbox"/> Once you have chosen a genre for your screenplay go online and research it in greater detail – compile a list of at least 10 important (or celebrated) films from your genre. <input type="checkbox"/> Once you have selected a genre for your screenplay – watch AT LEAST 3 IMPORTANT FILMS from this genre in preparation for your controlled assessment tasks. <ul style="list-style-type: none"> ○ 1 ○ 2 ○ 3 <input type="checkbox"/> Watch the “Best Shots of all time - Part 1” (by Cinefix) on YouTube. Which was your favourite shot from their selection? Why did you prefer it to the others? Write a brief explanation. 	<ul style="list-style-type: none"> <input type="checkbox"/> Make revision cards for the key aspects of the following legislation: <ul style="list-style-type: none"> ➤ Data Protection Act 2018 ➤ Human Rights Act 1998 ➤ Equality Act 2010 ➤ Health and Social Care Act 2012 ➤ Care Act 2014 <input type="checkbox"/> Do a good deed in your community. For example; give to the food bank, help at a soup kitchen, help an elderly person with their shopping, offer to put your neighbours bins out. Can be anything kind 😊 <input type="checkbox"/> Create a resource that could be given to service users in a care home around Safeguarding and what duty of care means. <input type="checkbox"/> Make revision cards for the care values and how they can be applied across settings. 	<p>Core Theme 3: Living in the Wider World</p> <ul style="list-style-type: none"> <input type="checkbox"/> Think about your next steps in education and possible career options. <input type="checkbox"/> Talk to a parent/carer/trusted adult about your thoughts.

Autumn 2

English	Maths	Science	Computing
<ul style="list-style-type: none">□ Complete the 2017 Paper 1 Section A.□ Complete the 2017 Paper 2 Section A.□ Use the mark scheme to mark your 2017 Paper 1 Section A answers.□ Use the mark scheme to mark your Paper 2 Section A answers.	<ul style="list-style-type: none">□ Fact file for famous mathematician: Pythagoras.□ 3 x set MathsPad tasks<ul style="list-style-type: none">○ 1○ 2○ 3.□ Create a revision poster or flashcards on: Pythagoras.□ Find out the etymology of the following key terms: hypotenuse, intercept, correlation.□ Puzzle: Pythagoras puzzle. 	<ul style="list-style-type: none">□ Biology: Find two examples of foods that contain carbohydrates, protein, lipids and fibre.□ Chemistry: Draw and label a diagram to show how bauxite is split using electricity.□ Physics: Identify the power ratings of five household items and calculate the energy transferred in 10 minutes use.□ Seneca: Complete the set tasks and explore further relevant activities if you want to.□ Revision guide: Complete knowledge, retrieval and practice questions in revision book.	<p>Homework 1</p> <ul style="list-style-type: none">□ Mail merge - Complete the mail merge activity and use stored data in a database to create letters to email to clients. <p>Homework 2</p> <ul style="list-style-type: none">□ Watch the revision videos available on Edmodo to prepare for the unit exam.


Art	Film Studies	Health and Social Care	PSHE
<p><input type="checkbox"/> You will be continuing your sustained projects and homework tasks will be a continuation of course work.</p> <p>You should make sure that:</p> <ul style="list-style-type: none"> • All work in your portfolio is up to date and there are no incomplete drawings. This might even mean going back over some of your year 10 work. • All your annotation is completed and think about where you might be able to add drawn annotation. <p>You have actioned all the QR codes in your sketch book.</p>	<p>Controlled assessments</p> <p style="text-align: center;"><u>Shooting script and evaluation</u></p> <ul style="list-style-type: none"> <input type="checkbox"/> Go to the website rottentomatoes.com and read at least 3 reviews for the genre films you have watched in preparation for your 3rd controlled assessment. <input type="checkbox"/> Share a copy of your completed screenplay with someone you trust and ask them to give you feedback. What did they like about the script? Did they guess what was going to happen? How might they have done it differently? <input type="checkbox"/> Work on the completion of your controlled assessment folder. 	<ul style="list-style-type: none"> <input type="checkbox"/> Find a Designated Safeguarding Lead at Willow Bank School and interview them about what it entails to be a Safeguarding Lead. <input type="checkbox"/> Research Modern Slavery and write up what this means, finding an example of a News Article about it. <input type="checkbox"/> Make revisions cards about how these legislations impact on safeguarding <ul style="list-style-type: none"> ➤ Children and Social Work Act ➤ Safeguarding Vulnerable Groups Act ➤ Equality Act ➤ Mental Capacity Act ➤ Care Act <input type="checkbox"/> Watch the documentary about Coronavirus and the analyse the impact on the NHS. 	<p>Core Theme 3: Living in the Wider World</p> <ul style="list-style-type: none"> <input type="checkbox"/> Arrange a visit to a post-16 provider for further study after year 11.

English	Maths	Science	Computing
<ul style="list-style-type: none"> □ Past paper questions . 	<ul style="list-style-type: none"> □ Fact file for famous mathematician: Ada Lovelace. □ 3 x set MathsPad tasks. <ul style="list-style-type: none"> ○ 1 ○ 2 ○ 3 □ Create a revision poster or flashcards on: Vectors. □ Find out the etymology of the following key terms: vector, magnitude, quadratic. □ Puzzle: Estimating Correlation. <div style="text-align: center; margin-top: 10px;">  </div>	<ul style="list-style-type: none"> □ Biology: Grow and nurture a plant from seed – speak to a staff member if you need some seeds. □ Chemistry: Make a poster to show the differences between an exothermic and an endothermic reaction, incl. examples. □ Physics: Write a letter to Homer Simpson explaining the risks associated with radiation and how he can stay safe at work. □ Seneca: Complete the set tasks and explore further relevant activities if you want to. □ Revision guide: Complete knowledge, retrieval and practice questions in revision book. 	<p>Homework 1</p> <ul style="list-style-type: none"> □ Spreadsheet module software features homework – Complete the table comparing software features and correctly label the tools available in the ribbon. <p>Homework 2</p> <ul style="list-style-type: none"> □ Using nested functions - complete the online interactive activity on the correct use of nested functions in MS Excel.

Art	Film Studies	Health and Social Care	PSHE
<ul style="list-style-type: none"> □ Externally set task and exam prep. 	<p style="text-align: center;">Component 1 – Key developments in US Film</p> <p style="text-align: center;"><u>Invasion of the Body Snatchers</u> <u>ET</u></p> <ul style="list-style-type: none"> □ Read and reread your revision notes for “Invasion of the Body Snatchers” and “ET” – use these notes to create question and answer flashcards to help you with your exam preparations towards the end of the course. □ Create a large format table or chart in which you explore the similarities and differences between the two films. There will be a question in the exam which asks you to undertake a similar task. □ If you missed out on the class screenings of either “Invasion of the Body Snatchers” or “ET” – be sure to catch up by watching the films in your own time. 	<ul style="list-style-type: none"> □ Prepare and create resources to support controlled assessments. <p>*Specific tasks will be set when controlled assessments are released.</p>	<p style="text-align: center;">Core Theme 3: Relationships</p> <p style="text-align: center;">Gangs</p> <ul style="list-style-type: none"> □ Watch this video about gangs <div style="text-align: center;">  </div> <ul style="list-style-type: none"> □ What do you think could be done to solve the problem of gangs?

Spring 2

English	Maths	Science	Computing
<ul style="list-style-type: none">□ Targeted revision tasks.	<ul style="list-style-type: none">□ Targeted revision tasks.	<ul style="list-style-type: none">□ Chemistry: Produce a comic strip to show how the Earth's atmosphere has changed.□ Physics: Produce an approximate labelled distance time graph for your journey to school or another journey.□ Biology: Visit a park and look at the distribution of dandelions, daisies and grass. Describe and explain any patterns you see.□ Revision: RAG rate your revision guide contents page to help you prepare for revision.□ Seneca: Complete the set tasks and explore further relevant activities if you want to.	<p>Homework 1</p> <ul style="list-style-type: none">□ Macros – Complete the practical activity on creating macros to speed up manual tasks. <p>Homework 2</p> <ul style="list-style-type: none">□ Watch the revision videos available on Edmodo to prepare for the unit exam.

Art	Film Studies	Health and Social Care	PSHE														
<ul style="list-style-type: none"> □ Externally set task and exam preparation. 	<p style="text-align: center;">Component 1 – Independent US Cinema (Section C)</p> <p style="text-align: center;"><u>Whiplash</u> <u>District 9</u></p> <ul style="list-style-type: none"> □ Read and reread your revision notes for “Whiplash” and “District 9” – use these notes to create question and answer flashcards to help you with your exam preparations towards the end of the course. □ Read through the pre release “specialist writing” material for “Whiplash”. Familiarise yourself with this information for the exam by rewriting it in your own words. □ If you missed out on the class screenings of either “Whiplash” or “District 9” – be sure to catch up by watching the films in your own time. 	<ul style="list-style-type: none"> □ Make revision cards for the PIES development for each lifestage; <ul style="list-style-type: none"> ➤ Infancy ➤ Childhood ➤ Adolescence ➤ Adulthood ➤ Later Adulthood □ Pick 3 of the life factors that could affect an individual and write about the ways it could affect their; <ul style="list-style-type: none"> ➤ Growth ➤ Development ➤ Health ➤ Well-being □ Create revision flashcards for the positive and negative impacts on the following; <table border="1" data-bbox="1021 895 1588 1158" style="margin-left: 20px;"> <tbody> <tr><td>Abuse</td><td>Age</td></tr> <tr><td>Appearance</td><td>Culture</td></tr> <tr><td>Education</td><td>Emotional development</td></tr> <tr><td>Gender/sexuality</td><td>Income</td></tr> <tr><td>Life experiences</td><td>Relationships</td></tr> <tr><td>Social Media</td><td>Stereotyping/discrimination</td></tr> <tr><td>Unconscious bias</td><td></td></tr> </tbody> </table> □ To create 3 ways to ensure better health when dealing with; <ul style="list-style-type: none"> ➤ Diet ➤ Smoking/drug use ➤ Influence of others 	Abuse	Age	Appearance	Culture	Education	Emotional development	Gender/sexuality	Income	Life experiences	Relationships	Social Media	Stereotyping/discrimination	Unconscious bias		<p style="text-align: center;">Core Theme 3: Living in the Wider World</p> <p style="text-align: center;">Revision Skills</p> <ul style="list-style-type: none"> □ Develop a revision plan to help manage your time. □ There are lots of excellent revision tips and ideas. Can you identify three that you will use/try? <div style="text-align: center;">  </div>
Abuse	Age																
Appearance	Culture																
Education	Emotional development																
Gender/sexuality	Income																
Life experiences	Relationships																
Social Media	Stereotyping/discrimination																
Unconscious bias																	

English	Maths	Science	Computing
<ul style="list-style-type: none"> <input type="checkbox"/> Targeted revision tasks. 	<ul style="list-style-type: none"> <input type="checkbox"/> Targeted revision tasks. 	<ul style="list-style-type: none"> <input type="checkbox"/> Revision: Produce mind maps or flash cards of one of your priority topics. <input type="checkbox"/> Revision: Use YouTube to access Fuse School/ Cognito videos relating to your priority topics. <input type="checkbox"/> Seneca: Complete the set tasks and explore further relevant activities if you want to. <input type="checkbox"/> Revision guide: Complete knowledge, retrieval and practice questions in revision book. 	<p>Homework 1</p> <ul style="list-style-type: none"> <input type="checkbox"/> Presentation module - software features homework –Complete the table comparing software features and correctly label the tools available in the ribbon. <input type="checkbox"/> Complete work on hyperlinks and action buttons to automate presentations. <p>Homework 2</p> <ul style="list-style-type: none"> <input type="checkbox"/> Watch the revision videos available on Edmodo to prepare for the unit exam. <p>Homework 3</p> <ul style="list-style-type: none"> <input type="checkbox"/> Improving Productivity Module - Complete a past exam paper based on each of the scenarios. <p>Homework 4</p> <ul style="list-style-type: none"> <input type="checkbox"/> Watch the revision videos available on Edmodo to prepare for the unit exam.

Film Studies	Health and Social Care	PSHE																				
<p>Component 2 – Exam Preparation</p> <p><u>Girlhood</u></p> <p><u>Submarine</u></p> <ul style="list-style-type: none"> □ Read and reread your revision notes for “Girlhood” and “Submarine” – use these notes to create question and answer flashcards to help you with your exam preparations... it is now the time to start using these flashcards... for all 6 films! □ Make sure you have seen all 6 examination films at least twice – if you have any problems finding any of the titles, Mr Pepper will be happy to help you with this. □ To get a good grade in Film Studies you must use specific examples from the films themselves. Watch and re-watch key scenes from all 6 films until you are very familiar with them. Make notes so that you are able to discuss mise-en-scene, cinematography, sound design and editing. 	<ul style="list-style-type: none"> □ Using the table explain how each setting can use the following headings to support people <table border="1" data-bbox="763 323 1379 505"> <thead> <tr> <th>Setting</th> <th>Active Participation</th> <th>Inclusion</th> <th>Resilience</th> <th>Self Concept</th> </tr> </thead> <tbody> <tr> <td>Hospital</td> <td></td> <td></td> <td></td> <td></td> </tr> <tr> <td>Care home</td> <td></td> <td></td> <td></td> <td></td> </tr> <tr> <td>Nursery</td> <td></td> <td></td> <td></td> <td></td> </tr> </tbody> </table> <ul style="list-style-type: none"> □ Create revision cards for how to measure and how to interpret data from: <ul style="list-style-type: none"> ➤ Blood pressure ➤ Peak flow ➤ BMI ➤ Waist/hip ratio □ To create a new promotional leaflet for one of the Health or Wellbeing Campaigns we have looked at. E.g. Anti-Bullying Week, Cycle to Work day, Mental health awareness. □ Create a timeline for how life events can affect an individual's PIES development through their life stages 	Setting	Active Participation	Inclusion	Resilience	Self Concept	Hospital					Care home					Nursery					<p>Core Theme 2: Living in the Wider World</p> <p>Relaxation during revision</p> <ul style="list-style-type: none"> □ Plan 15 minutes of relaxation into each day – you can do it all at once or divide it up e.g) 3 lots of 5mins. □ Relaxation ideas could include: walking, talking to a friend, colouring, reading, listening to your favourite music, yoga, meditation, drawing, cooking, knitting, playing a game, writing in a journal, playing with a pet etc □ Complete the schedule below with relaxation ideas you will enjoy: <p style="margin-left: 40px;">My relaxation schedule: Monday Tuesday Wednesday Thursday Friday Saturday Sunday</p>
Setting	Active Participation	Inclusion	Resilience	Self Concept																		
Hospital																						
Care home																						
Nursery																						