








**Willow Bank School**


**Year 11 Red Orange**

**Independent Learning Plans**

English	Maths	Science	Computing
<p><b>Macbeth and An Inspector Calls</b></p> <ul style="list-style-type: none"> <li>□ Create some revision notes on your phone for An Inspector Calls.</li> <li>□ Create some revision notes on your phone for Macbeth.</li> <li>□ Cast the film version of An Inspector Calls (give reasons for each choice).</li> <li>□ Storyboard the opening battle from Macbeth from the Captain's description in Act 1 Scene 2.</li> <li>□ Record a voice note of 5 key quotes from Macbeth connected to Nature.</li> </ul>	<ul style="list-style-type: none"> <li>□ Fact file for famous mathematician: <a href="#">Katherine Johnson</a>.</li> <li>□ 3 x set MathsPad tasks.               <ul style="list-style-type: none"> <li>○ 1</li> <li>○ 2</li> <li>○ 3</li> </ul> </li> <li>□ Create a revision poster or flashcards on: <a href="#">Bearings</a>.</li> <li>□ Find out the etymology of the following key terms: <a href="#">congruence</a>, <a href="#">similarity</a>, <a href="#">bearing</a>.</li> <li>□ Puzzle: Multiplication square jigsaw</li> </ul> 	<ul style="list-style-type: none"> <li>□ <b>Biology:</b> Make a model of an animal and plant cell using household items.</li> <li>□ <b>Chemistry:</b> Use the RSC periodic table and identify uses of 10 elements.</li> <li>□ <b>Physics:</b> Identify six energy transfers in household items.</li> <li>□ <b>Seneca:</b> Complete the set tasks and explore further relevant activities if you want to.</li> <li>□ <b>Revision guide:</b> Complete knowledge, retrieval and practice questions in revision book.</li> </ul>	<p><b>Homework 1</b></p> <ul style="list-style-type: none"> <li>□ Word Processing Module - Software features homework – students complete the table comparing software features and correctly label the tools available in the ribbon.</li> </ul> <p><b>Homework 2</b></p> <ul style="list-style-type: none"> <li>□ Advanced formatting techniques and Preparing outputs - students to complete the homework task posted on Edmodo.</li> </ul>


Art	Film Studies	Health and Social Care	PSHE
<p>You will be starting your sustained projects and homework tasks will be a continuation of course work.</p> <ul style="list-style-type: none"> <li><input type="checkbox"/> 1</li> <li><input type="checkbox"/> 2</li> <li><input type="checkbox"/> 3</li> <li><input type="checkbox"/> 4</li> <li><input type="checkbox"/> 5</li> <li><input type="checkbox"/> 6</li> </ul>	<p><b>Controlled assessments</b></p> <p><u>Screenplay and shooting script</u></p> <ul style="list-style-type: none"> <li><input type="checkbox"/> Once you have chosen a genre for your screenplay go online and research it in greater detail – compile a list of at least 10 important (or celebrated) films from your genre.</li> <li><input type="checkbox"/> Once you have selected a genre for your screenplay – watch AT LEAST 3 IMPORTANT FILMS from this genre in preparation for your controlled assessment tasks. <ul style="list-style-type: none"> <li><input type="radio"/> 1</li> <li><input type="radio"/> 2</li> <li><input type="radio"/> 3</li> </ul> </li> <li><input type="checkbox"/> Watch the “Best Shots of all time - Part 1” (by Cinefix) on YouTube. Which was your favourite shot from their selection? Why did you prefer it to the others? Write a brief explanation.</li> </ul>	<p><b>Task 1</b></p> <ul style="list-style-type: none"> <li><input type="checkbox"/> Make revision notes of how to maintain individual rights through effective communication. </li> </ul> <p><b>Task 2</b></p> <ul style="list-style-type: none"> <li><input type="checkbox"/> To go to a health care or social care setting and ask what their complaints procedure is. Write this down! </li> </ul> <p><b>Task 3</b></p> <ul style="list-style-type: none"> <li><input type="checkbox"/> Interview a member of staff or family member if they have ever experienced their rights being broken in a HSC setting and explain the PIES impact that this had on them. </li> </ul> <p><b>Task 4</b></p> <ul style="list-style-type: none"> <li><input type="checkbox"/> Watch Secret Life of a 5 Year Old and write down examples of each of the 9 values of care you witness. </li> </ul>	<p><b>Core Theme 3: Living in the Wider World</b></p> <ul style="list-style-type: none"> <li><input type="checkbox"/> Think about your next steps in education and possible career options.</li> <li><input type="checkbox"/> Talk to a parent/carer/trusted adult about your thoughts.</li> </ul>



# Autumn 2

English	Maths	Science	Computing
<ul style="list-style-type: none"><li>□ Complete the 2017 Paper 1 Section A.</li><li>□ Complete the 2017 Paper 2 Section A.</li><li>□ Use the mark scheme to mark your 2017 Paper 1 Section A answers.</li><li>□ Use the mark scheme to mark your Paper 2 Section A answers.</li></ul>	<ul style="list-style-type: none"><li>□ Fact file for famous mathematician: <a href="#">Pythagoras</a>.</li><li>□ 3 x set MathsPad tasks<ul style="list-style-type: none"><li>○ 1</li><li>○ 2</li><li>○ 3.</li></ul></li><li>□ Create a revision poster or flashcards on: <a href="#">Pythagoras</a>.</li><li>□ Find out the etymology of the following key terms: <a href="#">hypotenuse</a>, <a href="#">intercept</a>, <a href="#">correlation</a>.</li><li>□ Puzzle: Pythagoras puzzle.</li></ul> 	<ul style="list-style-type: none"><li>□ <b>Biology:</b> Find two examples of foods that contain carbohydrates, protein, lipids and fibre.</li><li>□ <b>Chemistry:</b> Draw and label a diagram to show how bauxite is split using electricity.</li><li>□ <b>Physics:</b> Identify the power ratings of five household items and calculate the energy transferred in 10 minutes use.</li><li>□ <b>Seneca:</b> Complete the set tasks and explore further relevant activities if you want to.</li><li>□ <b>Revision guide:</b> Complete knowledge, retrieval and practice questions in revision book.</li></ul>	<p><b>Homework 1</b></p> <ul style="list-style-type: none"><li>□ Mail merge - Complete the mail merge activity and use stored data in a database to create letters to email to clients.</li></ul> <p><b>Homework 2</b></p> <ul style="list-style-type: none"><li>□ Watch the revision videos available on Edmodo to prepare for the unit exam.</li></ul>

Art	Film Studies	Health and Social Care	PSHE
<p><input type="checkbox"/> You will be continuing your sustained projects and homework tasks will be a continuation of course work.</p> <p><input type="checkbox"/> 1</p> <p><input type="checkbox"/> 2</p> <p><input type="checkbox"/> 3</p> <p><input type="checkbox"/> 4</p> <p><input type="checkbox"/> 5</p> <p><input type="checkbox"/> 6</p>	<p><b>Controlled assessments</b></p> <p><u>Shooting script and evaluation</u></p> <p><input type="checkbox"/> Go to the website rottentomatoes.com and read at least 3 reviews for the genre films you have watched in preparation for your 3rd controlled assessment.</p> <p><input type="checkbox"/> Share a copy of your completed screenplay with someone you trust and ask them to give you feedback. What did they like about the script? Did they guess what was going to happen? How might they have done it differently?</p> <p><input type="checkbox"/> Work on the completion of your controlled assessment folder.</p>	<p><input type="checkbox"/> Create revision flashcards for the key aspects of the following legislation:</p> <ul style="list-style-type: none"> <li><input type="checkbox"/> Equality Act</li> <li><input type="checkbox"/> Children Act</li> <li><input type="checkbox"/> Mental Health Act</li> <li><input type="checkbox"/> Health and Safety at Work Act</li> <li><input type="checkbox"/> Data Protection Act.</li> </ul> <p><input type="checkbox"/> Go round a local shop and carry out a Health and Safety audit.</p> <p><input type="checkbox"/> When visiting a website, read the 'Allow Cookies' information before clicking it and explain how this links to the Data Protection Act.</p> <p><input type="checkbox"/> Create a poster for 'Every Child Matters' with key details of what this means.</p>	<p><b>Core Theme 3: Living in the Wider World</b></p> <p><input type="checkbox"/> Arrange a visit to a post-16 provider for further study after year 11.</p>






English	Maths	Science	Computing
<ul style="list-style-type: none"> <li>□ Past paper questions .</li> </ul>	<ul style="list-style-type: none"> <li>□ Fact file for famous mathematician: <a href="#">Ada Lovelace</a>.</li> <li>□ 3 x set MathsPad tasks.               <ul style="list-style-type: none"> <li>○ 1</li> <li>○ 2</li> <li>○ 3</li> </ul> </li> <li>□ Create a revision poster or flashcards on: <a href="#">Vectors</a>.</li> <li>□ Find out the etymology of the following key terms: <a href="#">vector</a>, <a href="#">magnitude</a>, <a href="#">quadratic</a>.</li> <li>□ Puzzle: Estimating Correlation.</li> </ul> <div style="text-align: center; margin-top: 10px;">  </div>	<ul style="list-style-type: none"> <li>□ <b>Biology:</b> Grow and nurture a plant from seed – speak to a staff member if you need some seeds.</li> <li>□ <b>Chemistry:</b> Make a poster to show the differences between an exothermic and an endothermic reaction, incl. examples.</li> <li>□ <b>Physics:</b> Write a letter to Homer Simpson explaining the risks associated with radiation and how he can stay safe at work.</li> <li>□ <b>Seneca:</b> Complete the set tasks and explore further relevant activities if you want to.</li> <li>□ <b>Revision guide:</b> Complete knowledge, retrieval and practice questions in revision book.</li> </ul>	<p><b>Homework 1</b></p> <ul style="list-style-type: none"> <li>□ Spreadsheet module software features homework – Complete the table comparing software features and correctly label the tools available in the ribbon.</li> </ul> <p><b>Homework 2</b></p> <ul style="list-style-type: none"> <li>□ Using nested functions - complete the online interactive activity on the correct use of nested functions in MS Excel.</li> </ul>

Art	Film Studies	Health and Social Care	PSHE																																
<ul style="list-style-type: none"> <li>Externally set task and exam prep.</li> </ul>	<p><b>Component 1 – Key developments in US Film</b></p> <p><b><u>Invasion of the Body Snatchers</u></b> <b><u>ET</u></b></p> <ul style="list-style-type: none"> <li>Read and reread your revision notes for “Invasion of the Body Snatchers” and “ET” – use these notes to create question and answer flashcards to help you with your exam preparations towards the end of the course.</li> <li>Create a large format table or chart in which you explore the similarities and differences between the two films. There will be a question in the exam which asks you to undertake a similar task.</li> <li>If you missed out on the class screenings of either “Invasion of the Body Snatchers” or “ET” – be sure to catch up by watching the films in your own time.</li> </ul>	<ul style="list-style-type: none"> <li>To watch ‘The Theory of Everything’ and write an explanation of how the voice activated software helped with Steven Hawking’s quality of life.</li> <li>When you are next in a HSC setting, make notes on the environmental factors that are around you. How does this affect your communication?</li> <li>Complete the table giving examples of how these personal qualities are shown in each setting.</li> </ul> <table border="1" data-bbox="1093 778 1547 1066"> <thead> <tr> <th>Personal Quality</th> <th>Health setting</th> <th>Social Setting</th> <th>EY setting</th> </tr> </thead> <tbody> <tr> <td>Patience</td> <td></td> <td></td> <td></td> </tr> <tr> <td>Understanding</td> <td></td> <td></td> <td></td> </tr> <tr> <td>Empathy</td> <td></td> <td></td> <td></td> </tr> <tr> <td>Willingness</td> <td></td> <td></td> <td></td> </tr> <tr> <td>Sense of Humour</td> <td></td> <td></td> <td></td> </tr> <tr> <td>Cheerfulness</td> <td></td> <td></td> <td></td> </tr> <tr> <td>Respect</td> <td></td> <td></td> <td></td> </tr> </tbody> </table> <ul style="list-style-type: none"> <li>Demonstrate these personal qualities at least once to different people and explain the impact on them.</li> </ul> 	Personal Quality	Health setting	Social Setting	EY setting	Patience				Understanding				Empathy				Willingness				Sense of Humour				Cheerfulness				Respect				<p><b>Core Theme 3: Living in the Wider World</b></p> <p>Review your online privacy settings</p> <ul style="list-style-type: none"> <li>Take the test: How risky are my social media posts?</li> </ul> 
Personal Quality	Health setting	Social Setting	EY setting																																
Patience																																			
Understanding																																			
Empathy																																			
Willingness																																			
Sense of Humour																																			
Cheerfulness																																			
Respect																																			





# Spring 2

English	Maths	Science	Computing
<ul style="list-style-type: none"><li>□ Targeted revision tasks.</li></ul>	<ul style="list-style-type: none"><li>□ Targeted revision tasks.</li></ul>	<ul style="list-style-type: none"><li>□ <b>Chemistry:</b> Produce a comic strip to show how the Earth's atmosphere has changed.</li><li>□ <b>Physics:</b> Produce an approximate labelled distance time graph for your journey to school or another journey.</li><li>□ <b>Biology:</b> Visit a park and look at the distribution of dandelions, daisies and grass. Describe and explain any patterns you see.</li><li>□ <b>Revision:</b> RAG rate your revision guide contents page to help you prepare for revision.</li><li>□ <b>Seneca:</b> Complete the set tasks and explore further relevant activities if you want to.</li></ul>	<p><b>Homework 1</b></p> <ul style="list-style-type: none"><li>□ Macros – Complete the practical activity on creating macros to speed up manual tasks.</li></ul> <p><b>Homework 2</b></p> <ul style="list-style-type: none"><li>□ Watch the revision videos available on Edmodo to prepare for the unit exam.</li></ul>



Art	Film Studies	Health and Social Care	PSHE
<p>Externally set task and exam preparation.</p> <ul style="list-style-type: none"> <li><input type="checkbox"/> 1</li> <li><input type="checkbox"/> 2</li> <li><input type="checkbox"/> 3</li> <li><input type="checkbox"/> 4</li> <li><input type="checkbox"/> 5</li> <li><input type="checkbox"/> 6</li> </ul>	<p><b>Component 1 – Independent US Cinema (Section C)</b></p> <p style="text-align: center;"><u>Whiplash</u> <u>District 9</u></p> <ul style="list-style-type: none"> <li><input type="checkbox"/> Read and reread your revision notes for “Whiplash” and “District 9” – use these notes to create question and answer flashcards to help you with your exam preparations towards the end of the course.</li> <li><input type="checkbox"/> Read through the pre release “specialist writing” material for “Whiplash”. Familiarise yourself with this information for the exam by rewriting it in your own words.</li> <li><input type="checkbox"/> If you missed out on the class screenings of either “Whiplash” or “District 9” – be sure to catch up by watching the films in your own time.</li> </ul>	<ul style="list-style-type: none"> <li><input type="checkbox"/> Write a script for your chosen 1-2-1 case study.</li> <li><input type="checkbox"/> Draw a bird's eye view layout of how you want your group activity to be. </li> <li><input type="checkbox"/> Complete a self-evaluation of your role plays, thinking about; <ul style="list-style-type: none"> <li>o What went well</li> <li>o What could have gone better </li> <li>o What would you improve on next time</li> </ul> </li> <li><input type="checkbox"/> Find a friend/family member/ teacher and interview them on if they have experienced any barriers to communication in HSC settings, why and the impact it had on them. </li> <li><input type="checkbox"/> Complete coursework that is set in class.</li> </ul>	<p><b>Core Theme 3: Living in the Wider World</b></p> <ul style="list-style-type: none"> <li><input type="checkbox"/> Develop a revision plan to help manage your time.</li> </ul>

<b>English</b>	<b>Maths</b>	<b>Science</b>	<b>Computing</b>
<ul style="list-style-type: none"> <li><input type="checkbox"/> Targeted revision tasks.</li> </ul>	<ul style="list-style-type: none"> <li><input type="checkbox"/> Targeted revision tasks.</li> </ul>	<ul style="list-style-type: none"> <li><input type="checkbox"/> <b>Revision:</b> Produce mind maps or flash cards of one of your priority topics.</li> <li><input type="checkbox"/> <b>Revision:</b> Use YouTube to access Fuse School/ Cognito videos relating to your priority topics.</li> <li><input type="checkbox"/> <b>Seneca:</b> Complete the set tasks and explore further relevant activities if you want to.</li> <li><input type="checkbox"/> <b>Revision guide:</b> Complete knowledge, retrieval and practice questions in revision book.</li> </ul>	<p><b>Homework 1</b></p> <ul style="list-style-type: none"> <li><input type="checkbox"/> Presentation module - software features homework –Complete the table comparing software features and correctly label the tools available in the ribbon.</li> <li><input type="checkbox"/> Complete work on hyperlinks and action buttons to automate presentations.</li> </ul> <p><b>Homework 2</b></p> <ul style="list-style-type: none"> <li><input type="checkbox"/> Watch the revision videos available on Edmodo to prepare for the unit exam.</li> </ul> <p><b>Homework 3</b></p> <ul style="list-style-type: none"> <li><input type="checkbox"/> Improving Productivity Module - Complete a past exam paper based on each of the scenarios.</li> </ul> <p><b>Homework 4</b></p> <ul style="list-style-type: none"> <li><input type="checkbox"/> Watch the revision videos available on Edmodo to prepare for the unit exam.</li> </ul>

<b>Film Studies</b>	<b>Health and Social Care</b>	<b>PSHE</b>
<p><b>Component 2 – Exam Preparation</b></p> <p><u>Girlhood</u></p> <p><u>Submarine</u></p> <ul style="list-style-type: none"> <li>□ Read and reread your revision notes for “Girlhood” and “Submarine” – use these notes to create question and answer flashcards to help you with your exam preparations... it is now the time to start using these flashcards... for all 6 films!</li> <li>□ Make sure you have seen all 6 examination films at least twice – if you have any problems finding any of the titles, Mr Pepper will be happy to help you with this.</li> <li>□ To get a good grade in Film Studies you must use specific examples from the films themselves. Watch and re-watch key scenes from all 6 films until you are very familiar with them. Make notes so that you are able to discuss mise-en-scene, cinematography, sound design and editing.</li> </ul>	<p><b>If exam has not been taken</b></p> <ul style="list-style-type: none"> <li>□ Complete a practice paper without using a mark scheme. </li> <li>□ Using the practice paper completed, self-assess your work using a mark scheme. </li> <li>□ Identify what aspects you need to revise and make revision cards for these topics. </li> <li>□ Practise PEEL paragraphs for long structure answer questions. </li> </ul>	<p><b>Core Theme 2: Relationships</b></p> <p>Watch and Read</p> <ul style="list-style-type: none"> <li>□ Is this sexual harassment?</li> </ul> 