








Willow Bank School


Year 11 Yellow





Independent Learning Plans


English	Maths	Science	Computing
<p>Macbeth and An Inspector Calls</p> <ul style="list-style-type: none"> □ Create some revision notes on your phone for An Inspector Calls □ Create some revision notes on your phone for Macbeth □ Cast the film version of An Inspector Calls (give reasons for each choice) □ Storyboard the opening battle from Macbeth from the Captain's description in Act 1 Scene 2 □ Record a voice note of 5 key quotes from Macbeth connected to nature 	<ul style="list-style-type: none"> □ Fact file for famous mathematician: Robert Recorde □ 3 x set MathsPad tasks <ul style="list-style-type: none"> ○ 1 ○ 2 ○ 3 □ Create a revision poster or flashcards on: Negative numbers □ Find out the etymology of the following key terms: area, perimeter, volume □ Puzzle: Multiplication square jigsaw 	<ul style="list-style-type: none"> □ Biology: Make a model of an animal and plant cell using household items □ Chemistry: Use the RSC periodic table and identify uses of 10 elements □ Physics: Identify six energy transfers in household items □ Seneca: Complete the set tasks and explore further relevant activities if you want to. □ Revision guide: Complete knowledge, retrieval and practice questions in revision book. 	<p>Homework 1</p> <ul style="list-style-type: none"> □ Access the Cisco Network Academy and complete the module on common cyber-system threats, attacks and vulnerabilities. <p>Homework 2</p> <ul style="list-style-type: none"> □ Access the quizz site and answer 13 questions on IT security.


Art	Film Studies	Health and Social Care	PSHE
<p>You will be starting your sustained projects and homework tasks will be a continuation of course work.</p> <ul style="list-style-type: none"> <input type="checkbox"/> 1 <input type="checkbox"/> 2 <input type="checkbox"/> 3 <input type="checkbox"/> 4 <input type="checkbox"/> 5 <input type="checkbox"/> 6 	<p>Controlled assessments</p> <p><u>Screenplay and shooting script</u></p> <ul style="list-style-type: none"> <input type="checkbox"/> Once you have chosen a genre for your screenplay go online and research it in greater detail – compile a list of at least 10 important (or celebrated) films from your genre. <input type="checkbox"/> Once you have selected a genre for your screenplay – watch AT LEAST 3 IMPORTANT FILMS from this genre in preparation for your controlled assessment tasks. <ul style="list-style-type: none"> <input type="radio"/> 1 <input type="radio"/> 2 <input type="radio"/> 3 <input type="checkbox"/> Watch the “Best Shots of all time - Part 1” (by Cinefix) on Youtube. Which was your favourite shot from their selection? Why did you prefer it to the others? Write a brief explanation. 	<p>Task 1</p> <ul style="list-style-type: none"> <input type="checkbox"/> Make revision notes of how to maintain individual rights through effective communication  <p>Task 2</p> <ul style="list-style-type: none"> <input type="checkbox"/> To go to a health care or social care setting and ask what their complaints procedure is. Write this down!  <p>Task 3</p> <ul style="list-style-type: none"> <input type="checkbox"/> Interview a member of staff or family member if they have ever experienced their rights being broken in a HSC setting and explain the PIES impact that this had on them.  <p>Task 4</p> <p>Watch Secret Life of a 5 Year Old and write down examples of each of the 9 values of care you witness. </p>	<p>Core Theme 3: Living in the Wider World</p> <ul style="list-style-type: none"> <input type="checkbox"/> Think about your next steps in education and possible career options. <input type="checkbox"/> Talk to a parent/carer/trusted adult about your thoughts.

Autumn 2

English	Maths	Science	Computing
<ul style="list-style-type: none">❑ Complete the 2017 Paper 1 Section A ❑ Complete the 2017 Paper 2 Section A ❑ Use the mark scheme to mark your 2017 Paper 1 Section A answers ❑ Use the mark scheme to mark your Paper 2 Section A answers	<ul style="list-style-type: none">❑ Fact file for famous mathematician: Isaac Newton ❑ 3 x set MathsPad tasks<ul style="list-style-type: none">○ 1○ 2○ 3 ❑ Create a revision poster or flashcards on: Time ❑ Find out the etymology of the following key terms: hour, minute, second ❑ Puzzle - Four Operations <div style="text-align: center;"></div>	<ul style="list-style-type: none">❑ Biology: Find two examples of foods that contain carbohydrates, protein, lipids and fibre ❑ Chemistry: Draw and label a diagram to show how bauxite is split using electricity ❑ Physics: Identify the power ratings of five household items and calculate the energy transferred in 10 minutes use ❑ Seneca: Complete the set tasks and explore further relevant activities if you want to. ❑ Revision guide: Complete knowledge, retrieval and practice questions in revision book	<p>Homework 1</p> <ul style="list-style-type: none">❑ Identity Theft Worksheet – Complete the activity on how a person can prevent identity theft. <p>Homework 2</p> <ul style="list-style-type: none">❑ Watch the revision videos available on Edmodo in preparation for the unit exam.




Art	Film Studies	Health and Social Care	PSHE
<p>You will be continuing with your sustained projects and homework tasks will be a continuation of course work.</p> <ul style="list-style-type: none"> <input type="checkbox"/> 1 <input type="checkbox"/> 2 <input type="checkbox"/> 3 <input type="checkbox"/> 4 <input type="checkbox"/> 5 <input type="checkbox"/> 6 	<p style="text-align: center;">Controlled assessments</p> <p><u>Shooting script and evaluation</u></p> <ul style="list-style-type: none"> <input type="checkbox"/> Go to the website rottentomatoes.com and read at least 3 reviews for the genre films you have watched in preparation for your 3rd controlled assessment. <input type="checkbox"/> Share a copy of your completed screenplay with someone you trust and ask them to give you feedback. What did they like about the script? Did they guess what was going to happen? How might they have done it differently? <input type="checkbox"/> Work on the completion of your controlled assessment folder. 	<ul style="list-style-type: none"> <input type="checkbox"/> Create revision flashcards for the key aspects of the following legislation: <ul style="list-style-type: none"> o Equality Act o Children Act o Mental Health Act o Health and Safety at Work Act o Data Protection Act  <input type="checkbox"/> Go round a local shop and carry out a Health and Safety audit.  <input type="checkbox"/> When visiting a website, read the 'Allow Cookies' information before clicking it and explain how this links to the Data Protection Act.  <input type="checkbox"/> Create a poster for 'Every Child Matters' with key details of what this means.  	<p style="text-align: center;">Core Theme 3: Living in the Wider World</p> <ul style="list-style-type: none"> <input type="checkbox"/> Arrange a visit to a post-16 provider for further study after year 11.





English	Maths	Science	Computing
<ul style="list-style-type: none">□ Past paper questions	<ul style="list-style-type: none">□ Fact file for famous mathematician: Dave Gorman□ 3 x set MathsPad tasks<ul style="list-style-type: none">○ 1○ 2○ 3□ Create a revision poster or flashcards on: Vectors□ Find out the etymology of the following key terms: outcome, proportion, chance□ Puzzle: Estimating Correlation 	<ul style="list-style-type: none">□ Biology: Grow and nurture a plant from seed – speak to a staff member if you need some seeds□ Chemistry: Make a poster to show the differences between an exothermic and an endothermic reaction, incl. examples□ Physics: Write a letter to Homer Simpson explaining the risks associated with radiation and how he can stay safe at work□ Seneca: Complete the set tasks and explore further relevant activities if you want to□ Revision guide: Complete knowledge, retrieval and practice questions in revision book.	<p>Homework 1</p> <ul style="list-style-type: none">□ Motherboard components: Students to complete the activity on identifying the correct components on a motherboard. <p>Homework 2</p> <ul style="list-style-type: none">□ PC Buyers guide: Students to complete the Desktop PC buyers guide write-up.

Art	Film Studies	Health and Social Care	PSHE																																
<p>Externally set task and exam preparation</p> <ul style="list-style-type: none"> <input type="checkbox"/> 1 <input type="checkbox"/> 2 <input type="checkbox"/> 3 <input type="checkbox"/> 4 <input type="checkbox"/> 5 <input type="checkbox"/> 6 	<p>Component 1 – Key developments in US Film</p> <p><u>Invasion of the Body Snatchers</u> <u>ET</u></p> <ul style="list-style-type: none"> <input type="checkbox"/> Read and reread your revision notes for “Invasion of the Body Snatchers” and “ET” – use these notes to create question and answer flashcards to help you with your exam preparations towards the end of the course. <input type="checkbox"/> Create a large format table or chart in which you explore the similarities and differences between the two films. There will be a question in the exam which asks you to undertake a similar task. <input type="checkbox"/> If you missed out on the class screenings of either “Invasion of the Body Snatchers” or “ET” – be sure to catch up by watching the films in your own time. 	<ul style="list-style-type: none"> <input type="checkbox"/> To watch ‘The Theory of Everything’ and write an explanation of how the voice activated software helped with Steven Hawking’s quality of life. <input type="checkbox"/> When you are next in a HSC setting, make notes on the environmental factors that are around you. How does this affect your communication? <input type="checkbox"/> Complete the table giving examples of how these personal qualities are shown in each setting <table border="1" data-bbox="1128 911 1599 1185"> <thead> <tr> <th>Personal Quality</th> <th>Health setting</th> <th>Social Setting</th> <th>EY setting</th> </tr> </thead> <tbody> <tr> <td>Patience</td> <td></td> <td></td> <td></td> </tr> <tr> <td>Understanding</td> <td></td> <td></td> <td></td> </tr> <tr> <td>Empathy</td> <td></td> <td></td> <td></td> </tr> <tr> <td>Willingness</td> <td></td> <td></td> <td></td> </tr> <tr> <td>Sense of Humour</td> <td></td> <td></td> <td></td> </tr> <tr> <td>Cheerfulness</td> <td></td> <td></td> <td></td> </tr> <tr> <td>Respect</td> <td></td> <td></td> <td></td> </tr> </tbody> </table> <ul style="list-style-type: none"> <input type="checkbox"/> Demonstrate these personal qualities at least once to different people and explain the impact on them 	Personal Quality	Health setting	Social Setting	EY setting	Patience				Understanding				Empathy				Willingness				Sense of Humour				Cheerfulness				Respect				<p>Core Theme 3: Living in the Wider World</p> <p>Review your online privacy settings.</p> <ul style="list-style-type: none"> <input type="checkbox"/> Take the test: How risky are my social media posts? 
Personal Quality	Health setting	Social Setting	EY setting																																
Patience																																			
Understanding																																			
Empathy																																			
Willingness																																			
Sense of Humour																																			
Cheerfulness																																			
Respect																																			

Spring 2

English	Maths	Science	Computing
<ul style="list-style-type: none">☐ Targeted exam revision	<ul style="list-style-type: none">☐ Targeted exam revision	<ul style="list-style-type: none">☐ Chemistry: Produce a comic strip to show how the Earth's atmosphere has changed☐ Physics: Produce an approximate labelled distance time graph for your journey to school or another journey☐ Biology: Visit a park and look at the distribution of dandelions, daisies and grass. Describe and explain any patterns you see☐ Revision: RAG rate your revision guide contents page to help you prepare for revision☐ Seneca: Complete the set tasks and explore further relevant activities if you want to	<p>Homework 1</p> <ul style="list-style-type: none">☐ Revise and complete questions on data storage and the main differences between primary and secondary storage. <p>Homework 2</p> <ul style="list-style-type: none">☐ Watch the revision videos available on Edmodo in preparation for the unit exam

Art	Film Studies	Health and Social Care	PSHE
<p>Externally set task and exam preparation</p> <ul style="list-style-type: none"> <input type="checkbox"/> 1 <input type="checkbox"/> 2 <input type="checkbox"/> 3 <input type="checkbox"/> 4 <input type="checkbox"/> 5 <input type="checkbox"/> 6 	<p>Component 1 – Independent US Cinema (Section C)</p> <p style="text-align: center;"><u>Whiplash</u> <u>District 9</u></p> <ul style="list-style-type: none"> <input type="checkbox"/> Read and reread your revision notes for “Whiplash” and “District 9” – use these notes to create question and answer flashcards to help you with your exam preparations towards the end of the course. <input type="checkbox"/> Read through the pre release “specialist writing” material for “Whiplash”. Familiarise yourself with this information for the exam by rewriting it in your own words. <input type="checkbox"/> If you missed out on the class screenings of either “Whiplash” or “District 9” – be sure to catch up by watching the films in your own time. 	<ul style="list-style-type: none"> <input type="checkbox"/> Write a script for your chosen 1-2-1 case study <input type="checkbox"/> Draw a bird's eye view layout of how you want your group activity to be  <input type="checkbox"/> Complete a self-evaluation of your role plays, thinking about; <ul style="list-style-type: none"> o What went well o What could have gone better  o What would you improve on next time <input type="checkbox"/> Find a friend/family member/ teacher and interview them on if they have experienced any barriers to communication in HSC settings, why and the impact it had on them.  <input type="checkbox"/> Complete coursework that is set in class 	<p>Core Theme 3: Living in the Wider World</p> <ul style="list-style-type: none"> <input type="checkbox"/> Develop a revision plan to help manage your time.

English	Science	Computing	
<ul style="list-style-type: none"> ☐ Targeted exam revision 	<ul style="list-style-type: none"> ☐ Revision: Produce mind maps or flash cards of one of your priority topics ☐ Revision: Use YouTube to access Fuse School/ Cognito videos relating to your priority topics ☐ Seneca: Complete the set tasks and explore further relevant activities if you want to ☐ Revision guide: Complete knowledge, retrieval and practice questions in revision book 	<ul style="list-style-type: none"> ☐ Access YouTube and watch the documentary 'A Brief History of the Internet', ready to answer questions in class. ☐ Students to complete the Boolean search techniques activity. ☐ Students to complete the networks and online safety homework on Seneca. ☐ Students to watch the revision videos available on Edmodo in preparation for the unit exam 	
<p style="text-align: center;">Maths</p>			
<ul style="list-style-type: none"> ☐ Targeted exam revision 			
<p style="text-align: center;">PSHE</p>			
<ul style="list-style-type: none"> ☐ Make a well-being plan for the assessment season 			
Film Studies		Health and Social Care	
<p style="text-align: center;">Component 2 – exam preparation</p> <p style="text-align: center;"><u>Girlhood, Submarine</u></p> <ul style="list-style-type: none"> ☐ Read and reread your revision notes for "Girlhood" and "Submarine" – use these notes to create question and answer flashcards to help you with your exam preparations... it is now the time to start using these flashcards... for all 6 films! ☐ Make sure you have seen all 6 examination films at least twice – if you have any problems finding any of the titles, Mr Pepper will be happy to help you with this. ☐ To get a good grade in Film Studies you must use specific examples from the films themselves. Watch and re-watch key scenes from all 6 films until you are very familiar with them. Make notes so that you are able to discuss mise-en-scene, cinematography, sound design and editing. 		<p>If exam has not been taken</p> <ul style="list-style-type: none"> ☐ Complete a practice paper without using a mark scheme. ☐ Using the practice paper completed, self-assess your work using a mark scheme ☐ Identify what aspects you need to revise and make revision cards for these topics. ☐ Practise PEEL paragraphs for long structure answer questions. <div style="text-align: right;">    </div> <div style="text-align: center;">  </div>	